

Good practice in online education

An example of good practice of online or digital education (by Teacher: Martin Heim – General education at GBS St. Gallen)

Agenda

How did you organize this online or digital lesson?

What was your target group?


What was the expected learning outcomes?

What was the results of this lesson(s)?

Did you get feedback from your students and what was the feedback?

Link to the lesson (shown without comments)

<https://cutt.ly/hGI2Z40>



How did you organize this online or digital lesson?

The whole lesson is an integrated part of an online learning environment

I have used it in combination with MS Teams

Teachers' online platform

- Students see **and work on all the lesson content**, i.e. assignments and digital learning information in one place.
- Students can **work in their own pace**, but they also have assignments, in which they must **collaborate with others**.
- The teacher (me) has been able to **indirectly communicate** via the platform features like comments, likes, answers on comments, assignments, written feedback on digital results, etc.

MS Teams

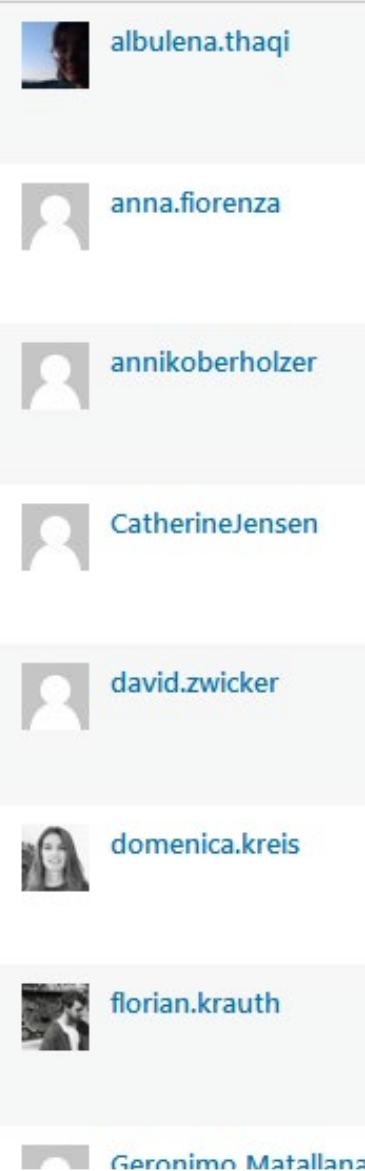
- Has been used for **direct communication with students** (online-meetings and one-on-one support via chat)
- Students visited **scheduled online meetings** during the online lesson (3 meetings for around 10 minutes each)
- Students could independently build groups via the **Teams-chatgroups for collaboration**.

What was your target group?

The example shows a lesson with a class of **18 graphic design students**

All of them have been in their **3rd semester**

Content of the lesson has been in the area of general education/ politics



What were the expected learning outcomes?

The topic of this lesson has been “Media – the fourth state authority”

Learning goals have been:

to understand the importance of free media

To practice the ability to recognize and handle fake news

Media – The Fourth State Authority

« The Swiss political system
- legislation

Risks and dangers for
trainees »

Welcome to this community and state themed event

Topic: Media – The Fourth State Authority

Learning Goals Society

You write down the influence the media has on your daily life.

They explain why the media is often referred to as the fourth estate in the state.

They explain the term fake news and recognize its ambivalent (ambiguous) use.

You can use strategies to check the quality and reliability of the information found.

Learning objectives language and communication

You produce fake news yourself as part of a digital learning product.

activate prior knowledge



What were the results of this lesson? (1)

Comments on own experiences with Fake News (build-in)

member 1 year before

“Your experiences with fake news” Continue reading »

It is important to get a wide range of information and not to take everything that is on the internet and the media at face value. I've also come across some, especially on social media where everyone can post whatever they want and there is little control. However, one must distinguish between different views and opinions on fake news, which are intentional false reports.

0 answers

Michaela Offline member 1 year before

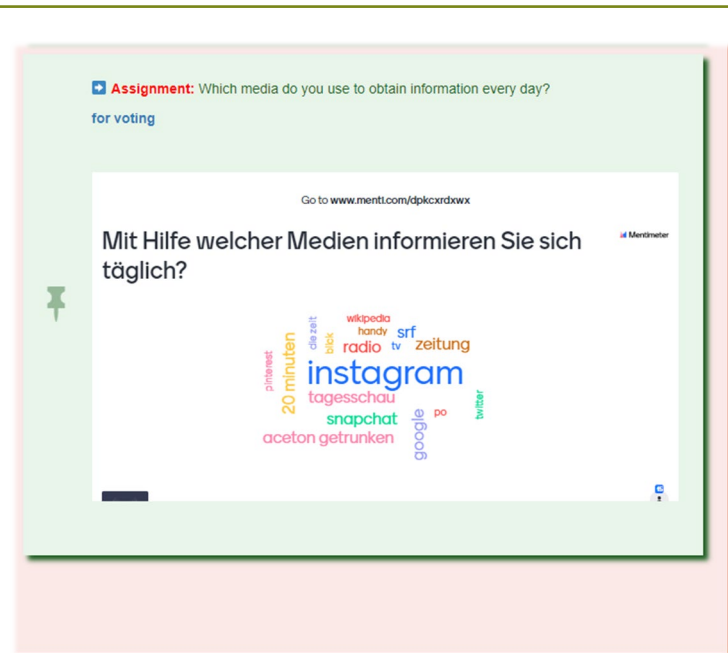
I've probably already responded to 1000 fake news, I still don't know if it was the truth or not. But sometimes it also seems unbelievable. I have often experienced fake news in the celebrity news scene, as you can gain a lot of prestige in this industry.

0 answers

Samira Piras Offline member 1 year before

“Your experiences with fake news” Continue reading »

In times of Corona, large corporations exploit people's fears to make money and spread fake



Personal reflection on the topic (padlet)

Assignment: Choose an entry below and write a personal insight on the topic in 2 to 3 sentences on the wall.

- Our curiosity fuels fake news (audio)
Write down your personal insights into contribution a. on the wall
- If things continue like this, the earth will soon be flat again
Write down your personal insights into contribution b. on the wall

Wählen Sie einen Beitrag aus und schreiben Sie in 2 bis 3 Sätzen eine persönliche Erkenntnis zum Thema an die Wand.
Mit mehr Glück als Verstand erstellt

Anna: Fake News sind gefährlich für die Gesellschaft da viele Leute dann an dummen Sachen glauben und so problematisch werden können.

Kim: Es gibt jetzt schon eine grosse Bewegung, welche an eine flache Erde glaubt. (www.tfes.org) Diese Bewegung wird durch das Fake-News-Problem vermutlich in den nächsten Jahren noch mehr wachsen.

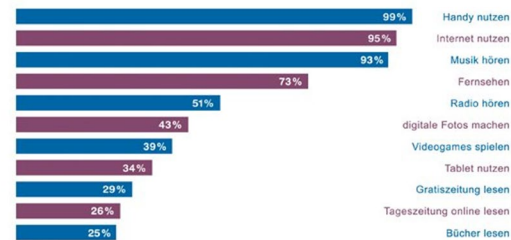
What were the results of this lesson? (2)

Four work assignments – the results had to be uploaded on the platform (teacher can immediately view all files and texts and give a feedback)

inform

Learning objective: You write down the influence the media has on your daily life.

Freizeitaktivitäten der Jugendlichen mit Medien*



*täglich/mehrmals pro Woche

Order: Create a similar ranking for yourself personally. Discuss in groups of 3 beforehand.

upload text

Assignment: Which media do you use to obtain information every day?

for voting

Go to www.menti.com/dpkcxrdxwx

Learning objective: You can use strategies to check the quality and reliability of the information found.

Google, Wikipedia, YouTube and social media are usually the first portals when it comes to searching for and finding information. The disadvantage is that one often does not know how serious the content found is. Information can be wrong because everyone has the opportunity to publish any content on the web. So you should always check the source.

In general, no source is 100% neutral. After all, websites, online articles, blog entries, etc. are always created by a human being. And everyone has a certain "filter" with which they look at the world and what is happening in it. Even with a news photo, the photographer makes a decision and chooses a particular frame—we don't know what happened to the right and left of it.

Every source is thus "colored" to a certain extent by its originator. This is unavoidable and not at all dramatic - as long as you base your research on many different reputable sources. Six factors are a good help with the quality check:

- The source must be relevant, ie help on the topic you are looking for.
- The author must be known and a specialist.
- It is reported neutrally. Strongly "colored", polemical or advertising content are not serious sources.
- The information is current. If the site is no longer updated or maintained, then ditch it.
- The first impression also counts: many spelling mistakes, a casual choice of words, no structure, advertising is mixed with information.
- The information is transparent and verifiable. Numbers, dates and quotations are provided with a source.

Assignment:

Check out the following film clip .

- What three steps do you recommend for debunking fake news?

upload text

Process

Assignment:

Check the following pages, online reports or pictures for their seriousness, correctness and relevance by using the tips from the information and the film from the order beforehand.

- Why did this picture make headlines?
- Canada Goose Switzerland – What is questionable about this shop?
- <http://www.pnos.ch> or <https://pda.ch> – what if I only get information about Swiss politics on these sites?

Upload your solution:

upload text

Learning objective: You produce fake news yourself as part of a digital learning product.

Assignment: My Fake News

Produce fake news yourself. For example, something similar to the soccer kick in the film. Or something completely different?! Be creative.

Upload your solution:

Upload file

What were the results of this lesson? (3)

Mobile phones are clearly at the top of the list. I get really scared sometimes when I'm checking my screen time. But that also goes hand in hand with listening to music, since I mostly do that on my cell phone. In second place then probably the laptop. On the one hand, of course, I use it in my free time, for example I look at something on my laptop more often than on TV. On the other hand, I also use it almost every day for school. Everything is going to be more digital now.

analysis

1: The picture got such prestige in my opinion because a group of white people are chasing after a black man who is in the center of the whole group.

2: This shop is questionable because every single product is discounted. So the price



1. Check Source: Who wrote the article?
2. Fact check: Research claims
3. Photo research: Where does the photo shown originally come from?

Did you get feedback from your students and what was the feedback?

Pros

Communication and collaboration has been possible as well as working alone (in own way and pace)

Some students liked this way of learning better than classic classroom learning

One student was even interested in creating professional learning content for other classes

Cons

- For some students, the number of assignments in this lesson has been a little too much.
- Students liked to work together in groups, but too many group activities in one lesson have not been appreciated.

Thank you for your
attention

Questions?